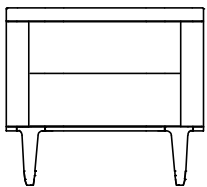




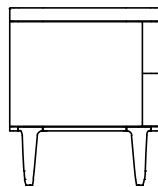
DESCRIPTION

Typology	Chest of drawers and night table
Structure	Panel of wooden particles in veneer
Top	Lacquer polyurethane
Feet	Painted metal
Drawer structure	Panel of wooden particles in melamine

DIMENSIONS




535
21"




590
23 1/2"

450
17 3/4"



1500
59"

685
27"



550
21 3/4"

STRUCTURE FINISHES


Wood



Woods

TOP FINISHES

Lacquer



Mat lacquer

BASE FINISHES

Metal parts



Metal parts