

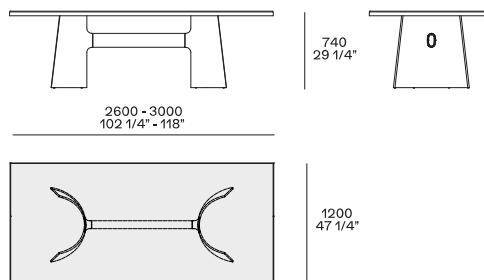
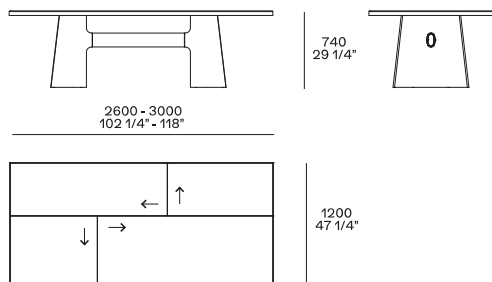


DESCRIZIONE

Tipologia	Tavolo
Gambe	Fusione di alluminio laccato o verniciato spatolato
Piano	Pannello di tamburato con cornice in massello laccato - verniciato spatolato
Inserto	Pannello di fibra a media densità impiallacciato o marmo

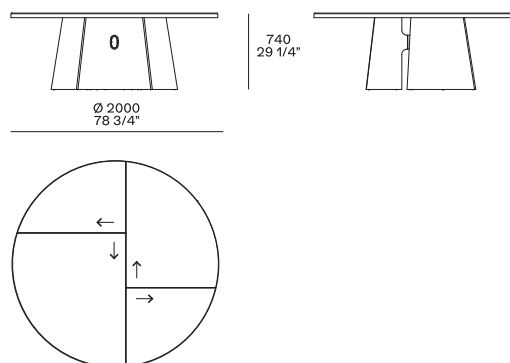
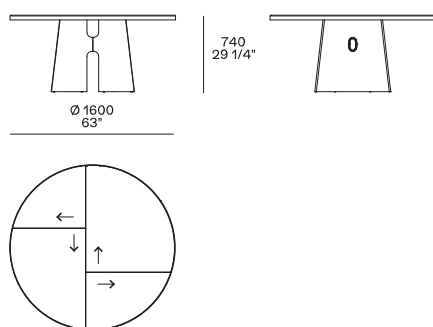
DIMENSIONI

Rettangolare

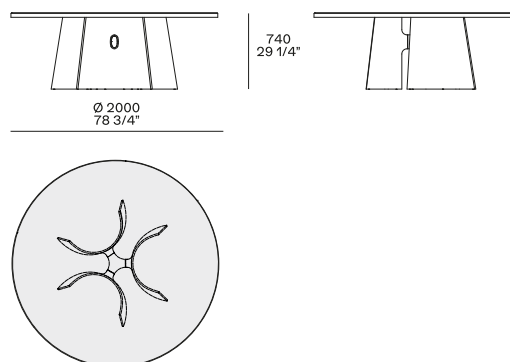
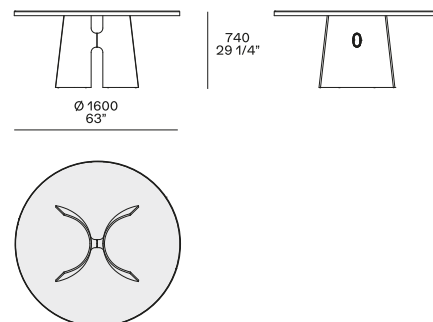


Le frecce indicano l'orientamento delle venature del legno.

Tondo



Le frecce indicano l'orientamento delle venature del legno.



FINITURE STRUTTURA

Parti metalliche



Parti metalliche

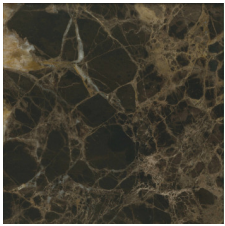
FINITURE PIANO

Essenza



Essenza

Marmo



Marmo levigato



Marmo lucido

Vetro



Vetro